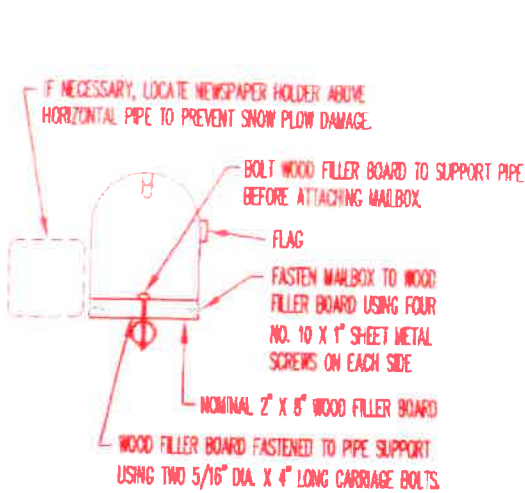


CROW WING COUNTY HIGHWAY DEPARTMENT

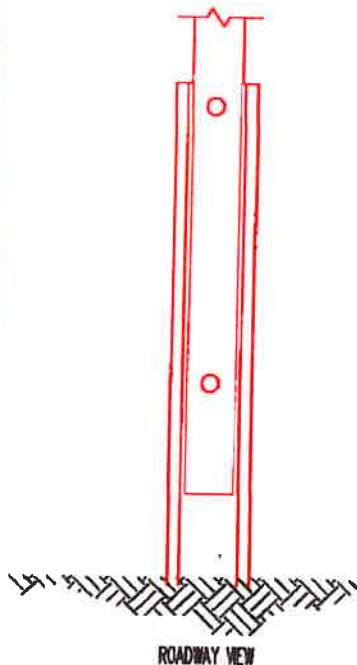
EXHIBIT B - MAILBOX SUPPORT



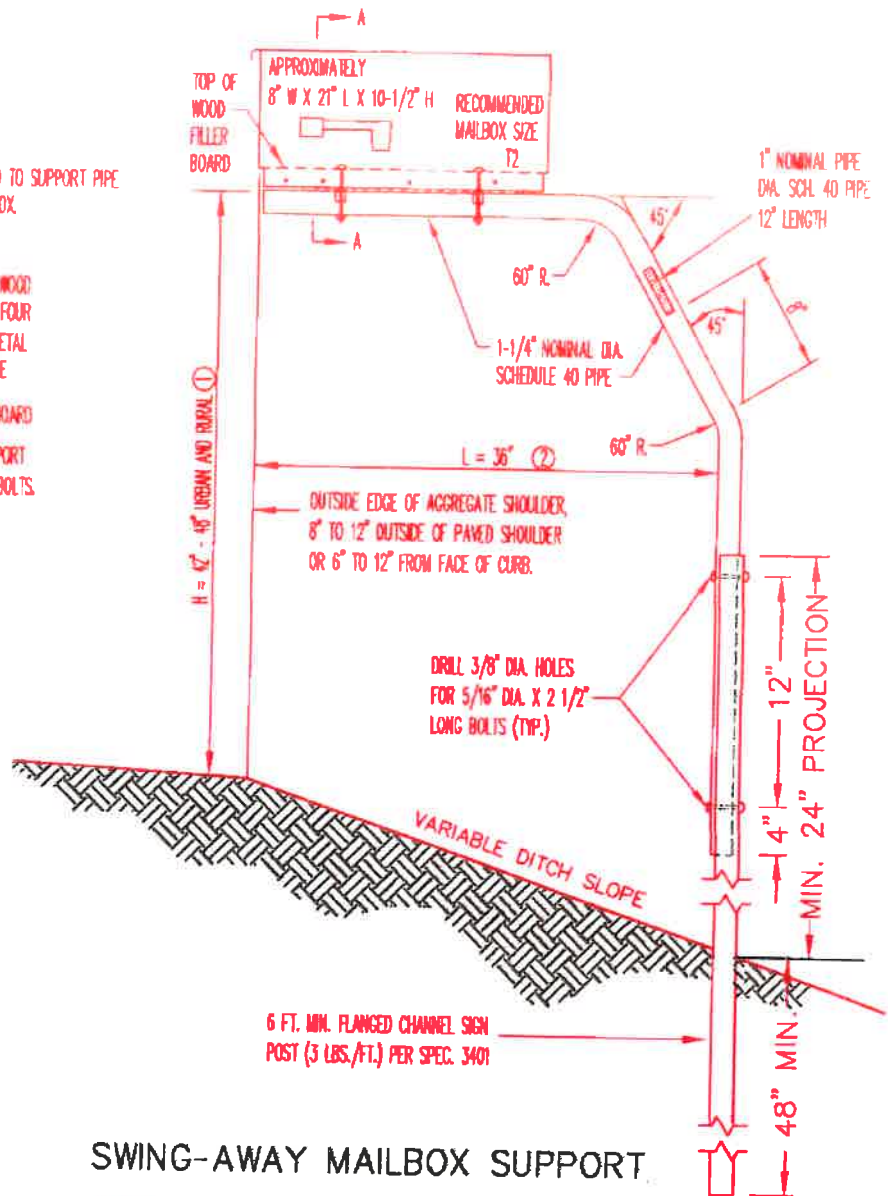
SECTION A-A



TOP VIEW



ROADWAY VIEW
PIPE POST CONNECTION



SWING-AWAY MAILBOX SUPPORT

NOTES:

MAILBOX LOCATIONS SHOULD BE STAKED BEFORE INSTALLATION FOR PROPER HEIGHT AND DISTANCE FROM THE ROADWAY. ONCE STAKED, THE INSTALLER MUST NOTIFY THE ENGINEER AND THE POST OFFICE. THE ENGINEER AND THE POSTMASTER SHALL APPROVE THE STAKED LOCATIONS PRIOR TO FINAL INSTALLATION.

THE MINIMUM SPACING (CENTER TO CENTER) BETWEEN MULTIPLE MAILBOX SUPPORTS SHALL BE 30 INCHES.

OTHER MAILBOX SUPPORT DESIGNS MAY BE USED IF THEY SATISFY INCRP REPORT 350 CRITERIA IN ACCORDANCE WITH FHWA ACCEPTANCE LETTER, MEET MINNESOTA RULES 8818 AND U.S. POST OFFICE RECOMMENDATIONS AND ARE IN COMPLIANCE WITH MN/DOT REQUIREMENTS WHICH MAY INCLUDE THE FOLLOWING (REQUIRED ON TRUNK HIGHWAYS):

- PIPE SHALL CONFORM TO SPEC. 3362, SCHEDULE 40 OF ASTM A53/A53M.
- ALL FASTENERS SHALL CONFORM TO SPEC. 3391.
- PIPES, POST AND OTHER STEEL COMPONENTS SHALL BE GALVANIZED PER SPEC. 3392.

- ① ANY CHANGE IN HEIGHT (H) MUST BE APPROVED BY LOCAL POSTMASTER.
- ② A 48" OR 53" CANTILEVER LENGTH (L) MAY BE USED AS AN OPTION.